

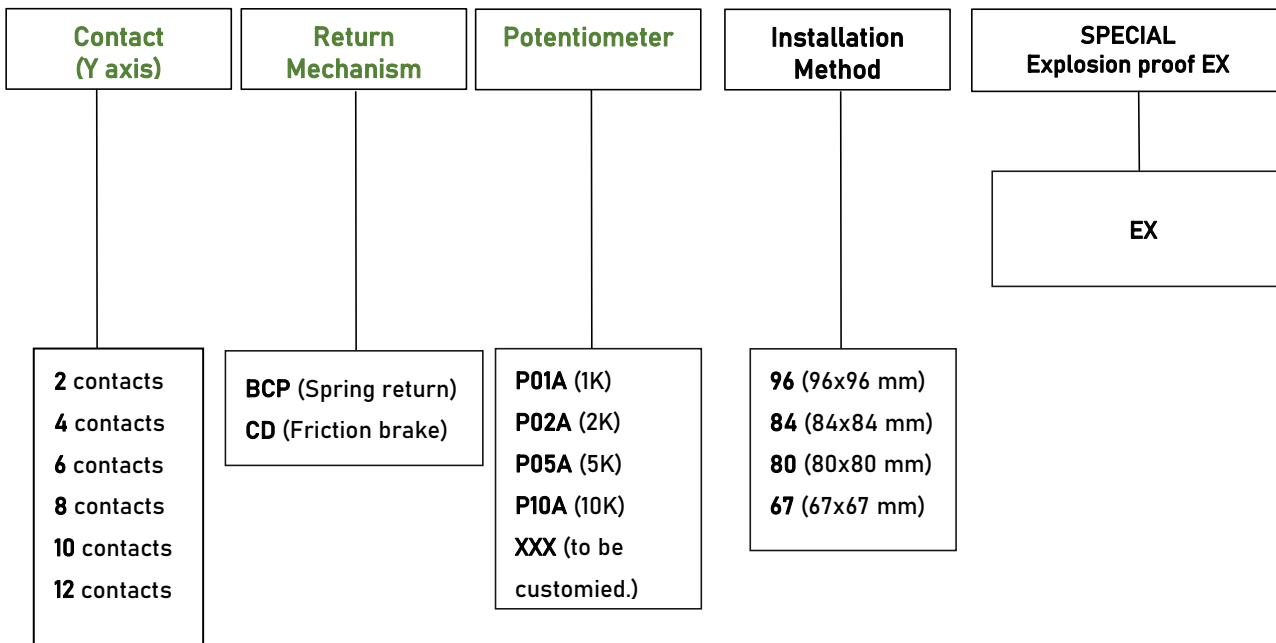
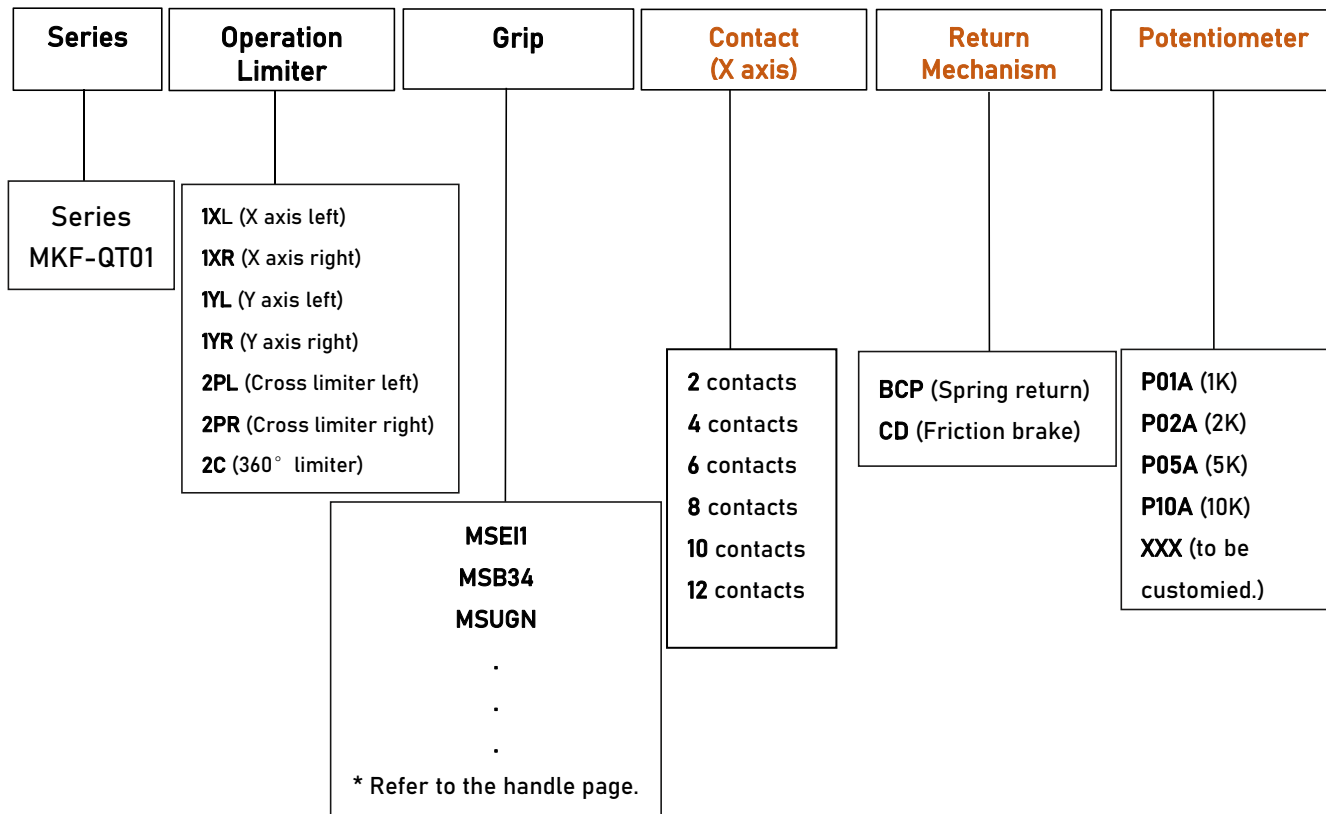
## MKF-QT01 series



QT01 series controller type crane console is mainly used in AC 50HZ(60HZ),rated voltage 380V(440V) in the following secondary circuits , realize motor commutation, speed regulation, braking, linkage, and transfer operate control etc.

QT01 rotary crane console is ergonomically designed with excellent and comfort operation feeling. The equipment box is made of steel sheet, standard deploy hinged cover with locking function. It is also easy to maintain. The joystick indicator and control unit are arranged according to customer specifications.combined with the available customized dimension and shaped equipment boxes.

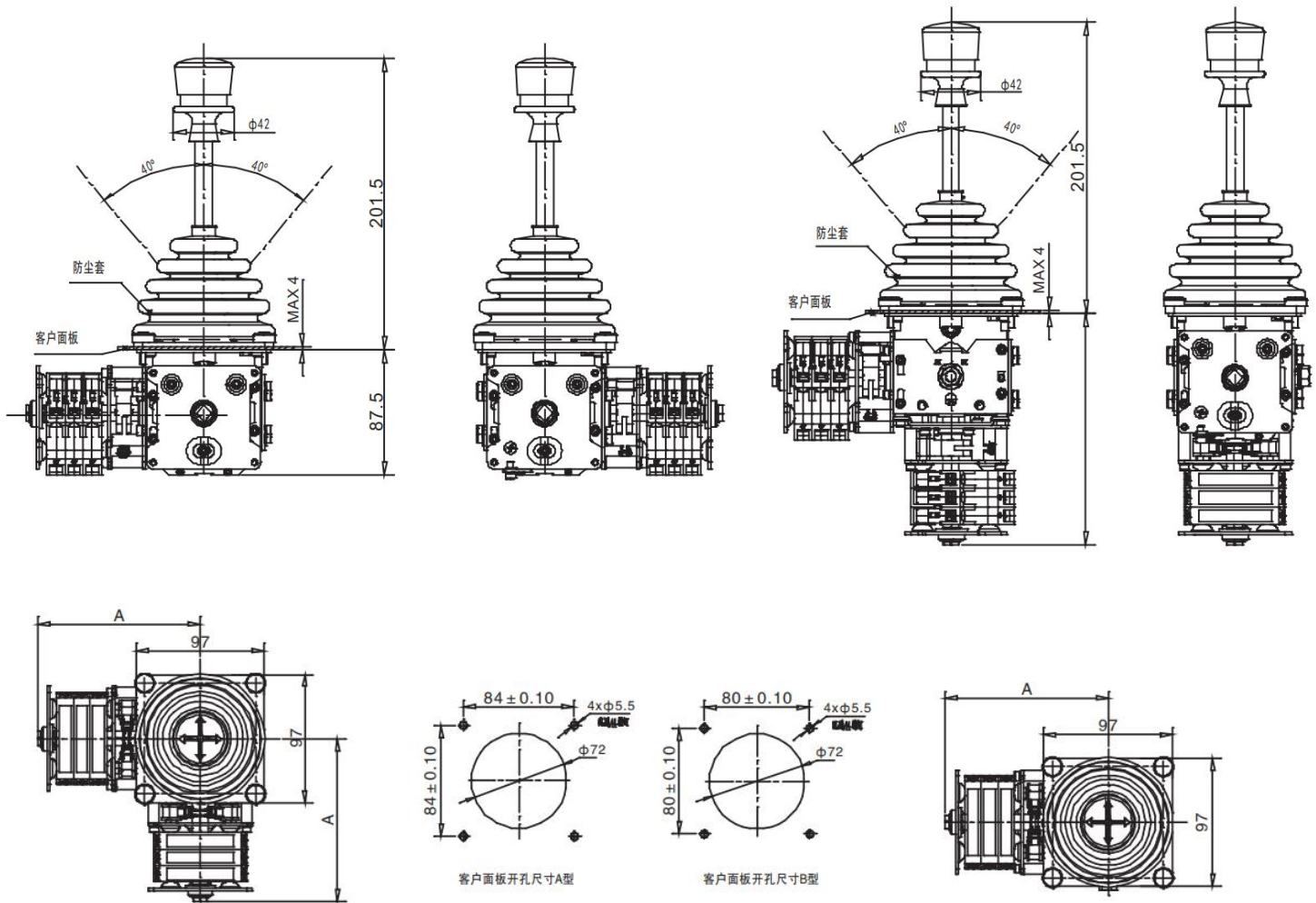
## PRODUCT CONFIGURATION



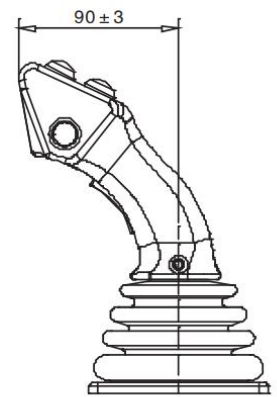
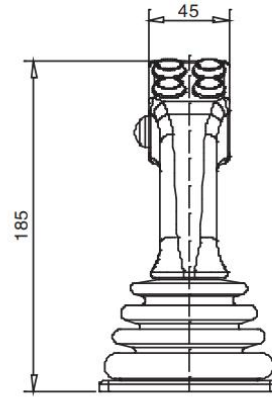
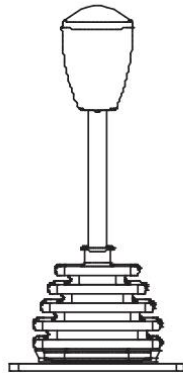
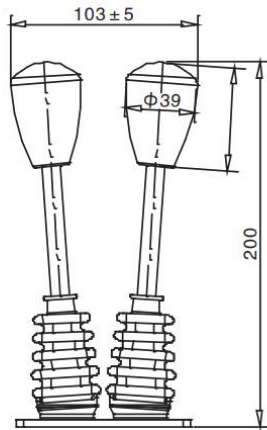
## TECHNICAL PARAMETER

Frequency	50Hz
Handle Operating Force	≤50N
Rated Voltage and Current	Rated current 10A, rated voltage AC 380V/440V
Maximum Operating Direction	8
Operating Temperature	-20 ~ 60°C
Maximum Number of Contacts	24
Maximum Number of Axis	2
Mechanical Life	5 Million
Maximum Step per Axis	6

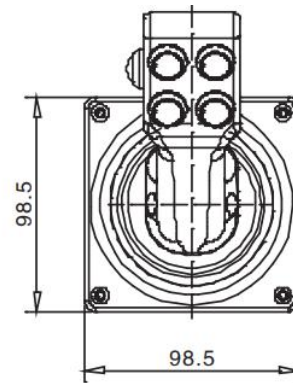
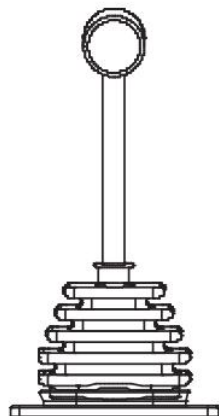
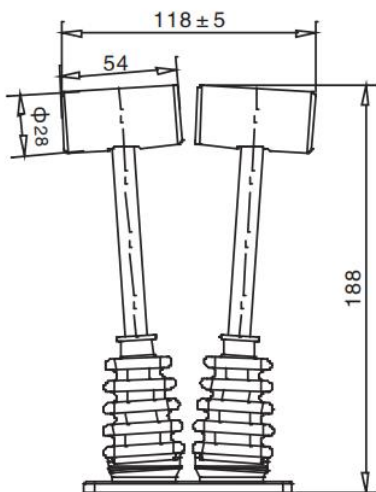
## MECHANICAL DRAWING



**Main and auxiliary hook**

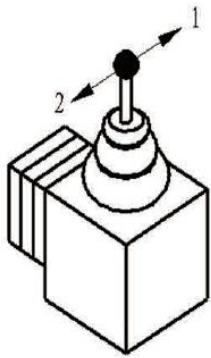


**Grab**

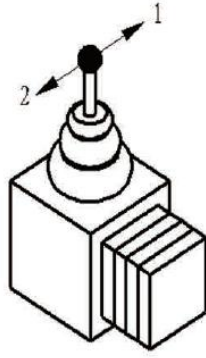


Contacts	Size A	Size B
2	98	135
4	110.5	147.5
6	123	160
8	135.5	172.5
10	148	185
12	160.5	197.5

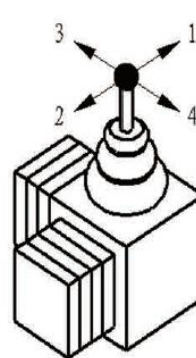
## OPERATION LIMITER



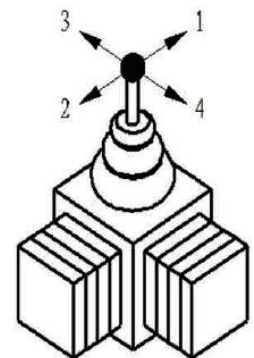
1XL (X Left)



1XR (X Right)



2PL  
(Dual axes cross left)



2PR  
(Dual axes cross right)

## HANDLE OPTIONAL



MSE11



MSB34



MSUGN



MSG25



MSG51



MSUGA



MSHD8-dual



MS1B



MSG13B



MSG1



MSHD8B



MSHD8



MHD6B



MSHD6



MS6



MS4

## CIRCUIT DIAGRAM

Please fill the blanks with needed contacts.

		← Direction 1X						0	Direction 2X →					
		6	5	4	3	2	1	0	1	2	3	4	5	6
Number of Contact Groups	1													
	2													
	3													
	4													
	5													
	6													
	7													
	8													
	9													
	10													
	11													
	12													

		← Direction 3Y						0	Direction 4Y →					
		6	5	4	3	2	1	0	1	2	3	4	5	6
Number of Contact Groups	1													
	2													
	3													
	4													
	5													
	6													
	7													
	8													
	9													
	10													
	11													
	12													